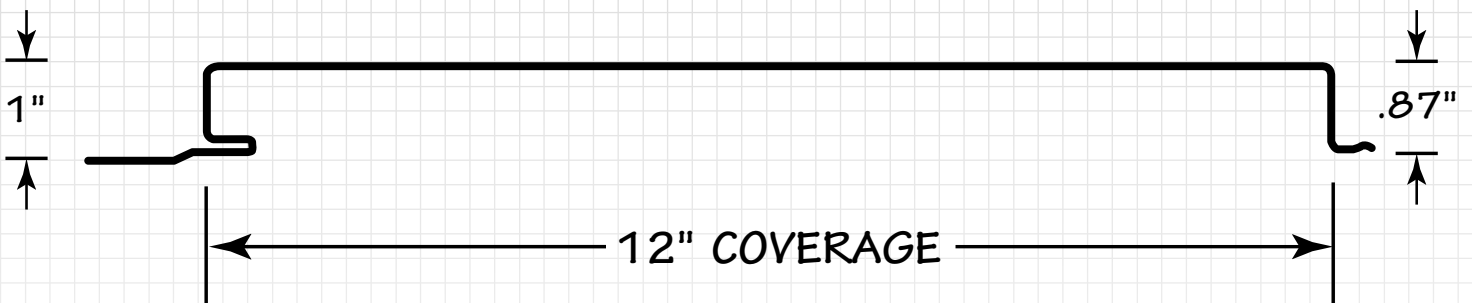
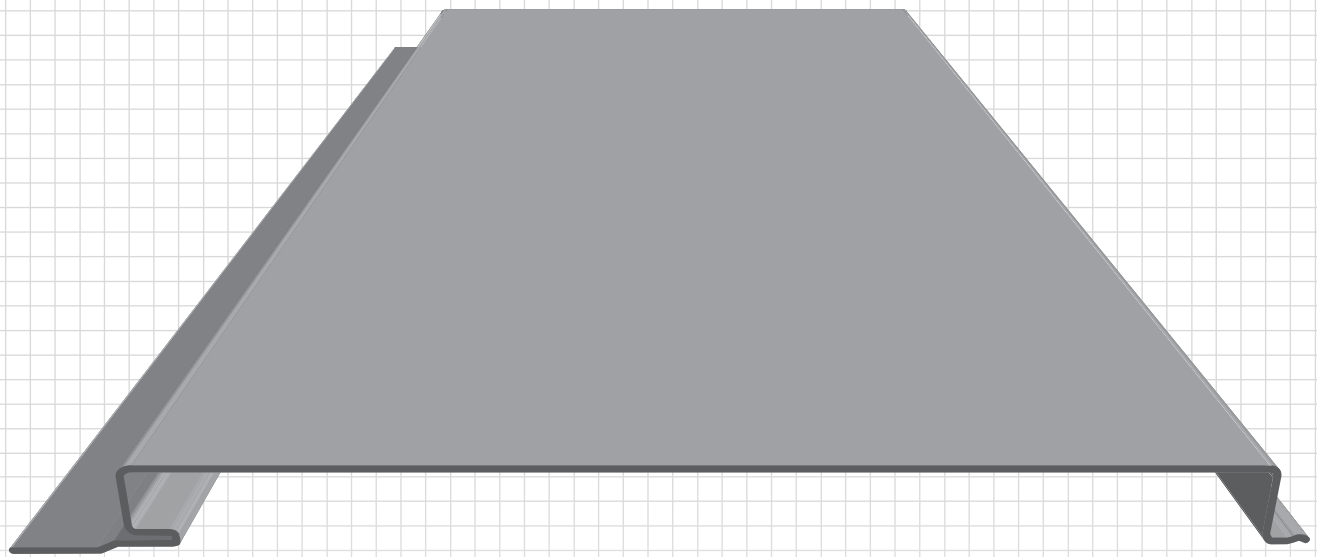


# Precision-Loc<sup>®</sup>

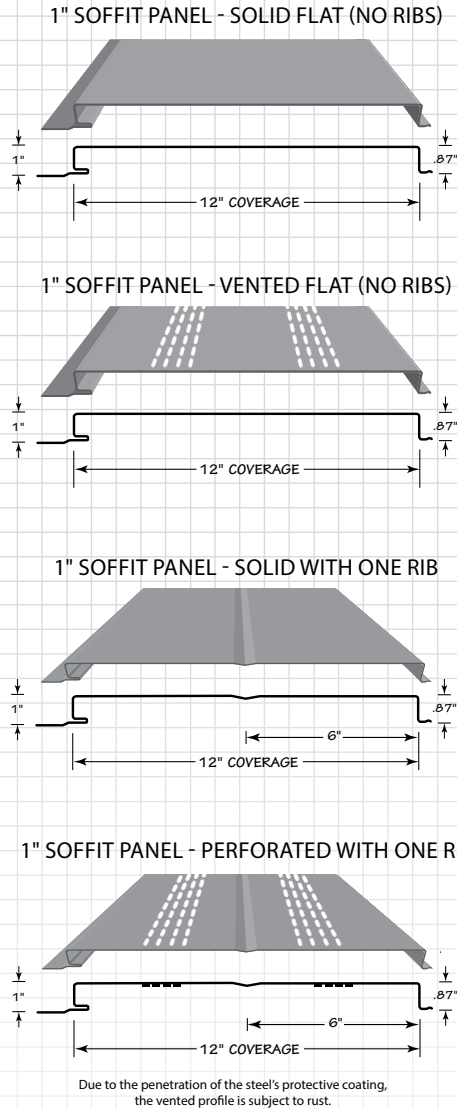
Soffit and Wall Panel



# Precision-Loc<sup>®</sup>

## Soffit and Wall Panel

Precision-Loc<sup>®</sup> is a simple but versatile concealed fastener soffit and fascia panel with clean lines that complement a building's roof and walls. The 12" width offers flexibility in design, and is available in a solid or vented, with a flat appearing finish or one stiffening groove.



### Precision-Loc<sup>®</sup> Specs

Gauge	24
Steel thickness	0.0235"
Paint thickness	Top coat paint: .70-80 mils Top coat primer: .20 mils Bottom coat backer: .35 mils Bottom coat primer: .20 mils
Rust protectant substrate	Galvalume <sup>®</sup> AZ50, painted Galvalume <sup>®</sup> AZ55, acrylic bare
Yield strength	50,000 PSI min
Paint system	Fluropon <sup>®</sup>
Warranty	40 yr paint adhesion 30 yr chalk and fade 20 yr Galvalume <sup>®</sup> perforation warranty
Colors	Available in 15 ENERGY STAR rated colors Ash      Copper Metallic*      Roman      Terratone Autumn      Dark Bronze      Sand      Tudor Beige      Evergreen      Slate Gray      Verdigris Bronze      Regal      Smoke

\* Longer lead time or minimum order may apply.

- Excellent 1" deep soffit panel.
- 12" wide panel with interlocking seam.
- Smooth finish or with one "V" groove.
- Fastens directly to the sub-structure.



www.CentralStatesMfg.com