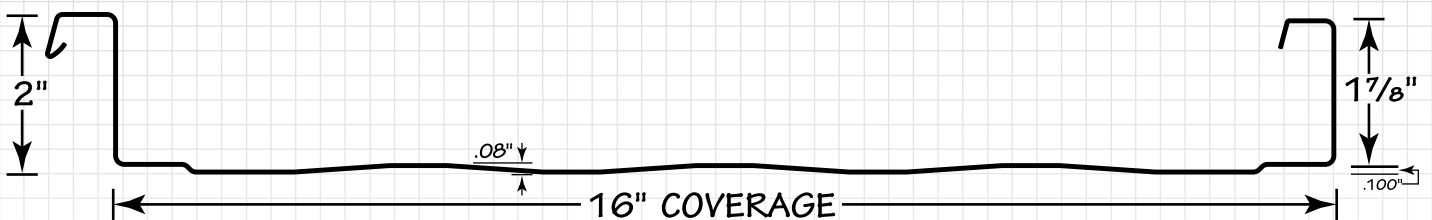



# Central Span™

Standing Seam Roof Panel



# Central Span™

## Standing Seam Roof Panel

The Central Span™ panel has a traditional flat pan, vertical rib appearance, often preferred by traditional architects for superior appearance and performance. Central Span™ roofs meet the requirements for a wide range of roof slopes, shapes, loads, weather and related conditions. It has many of the features required for architecturally shaped roofs.

- 2" vertical mechanically seamed structural roof panel.
- 16" panel coverage.
- Minor striations in the flat.
- Clip provides a full 3" of thermal movement.
- 90° or 180° seam.
- Roof Slopes ¼:12 and greater.
- Factory applied sealant.
- One of the highest uplift ratings in the industry.

### Central Span™ Specs

Gauge	24
Steel Thickness	0.023"
Paint Thickness	Top coat paint: .70-80 mils Top coat primer: .20 mils Bottom coat backer: .35 mils Bottom coat primer: .20 mils
Rust Protectant Substrate	Galvalume® AZ50, painted Galvalume® AZ55, acrylic bare
Yield Strength	50,000 PSI min
Paint System	Fluropon®
Warranty	40 yr paint adhesion 30 yr chalk and fade 20 yr Galvalume® perforation warranty

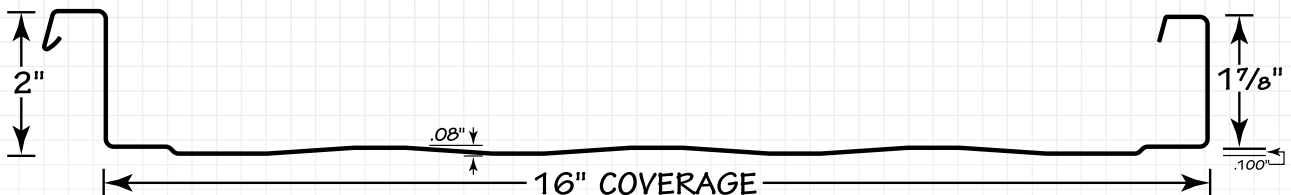
#### Testing & Approvals

##### TESTING

FM4471	Foot Traffic Resistance Test (BRS Licensed Test)
ASTM-E1680	Air Leakage Test through exterior metal roof panel
ASTM-E1646	Water Leakage Test of exterior metal roof panel
ASTM-E1592	Structural Test for Roof Systems, 24 gauge
ASTM-E2140	Water penetration by static water pressure head

##### APPROVALS

UL2218	UL Approval, Impact Resistance
UL580	UL Approval, Uplift Resistance
UL790	UL Approval, Fire Resistance, Class A
RC-446	Texas Windstorm Approval, 24 gauge quad lock, over steel purlins
RC-447	Texas Windstorm Approval, 24 gauge triple lock, over steel purlins



[www.CentralStatesMfg.com](http://www.CentralStatesMfg.com)